

How to upgrade the GNSS board

Introduction

For the issue of **The controller is disconnected**, we propose the solution of upgrading the GNSS board firmware.

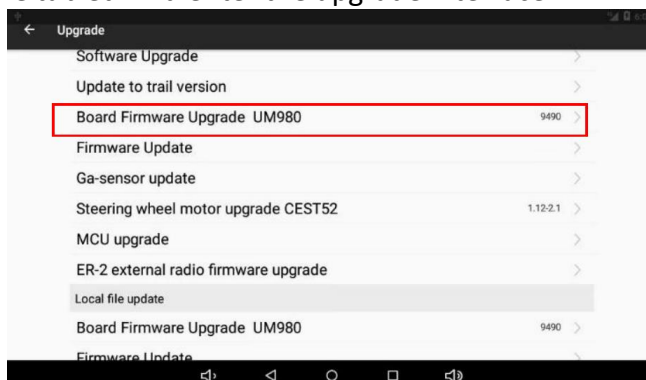
Local file upgrade

1. Download the firmware

https://chcnavigation.jianguoyun.com/p/DW92W_0Qtq_UCxiZwpkFIAA



2. Copy it to the tablet. And enter the upgrade interface.



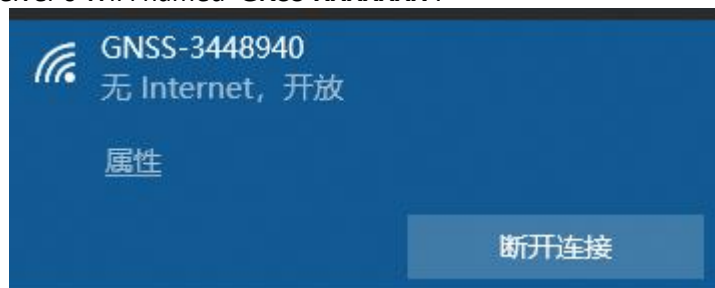
3. Click Board Firmware Upgrade UM980, then select the file and wait a moment to complete the upgrade.

Webpage upgrade

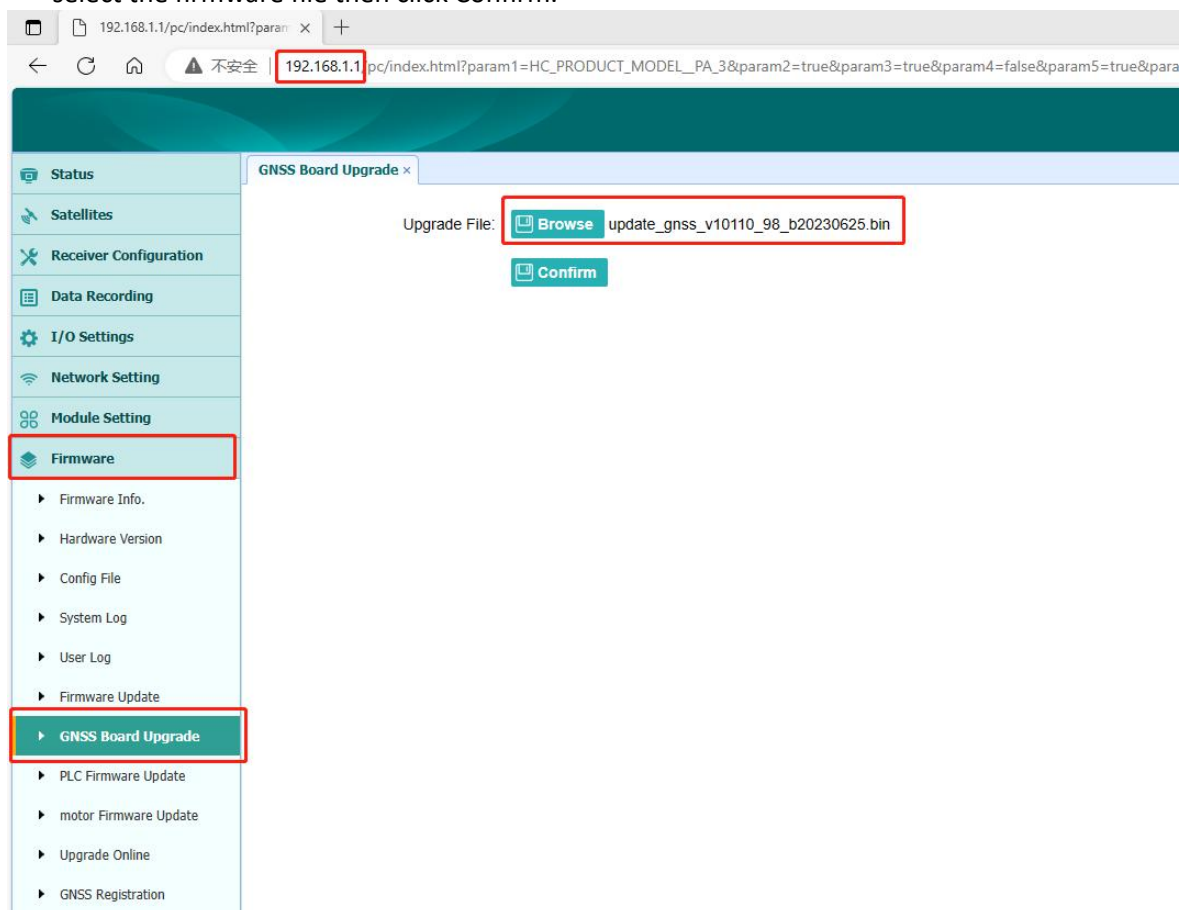
1. Download the firmware

https://chcnavigation.jianguoyun.com/p/DW92W_0Qtg_UCxiZwpkFIAA

2. Connect to receiver's WiFi named 'GNSS-XXXXXXX'.



3. Open Google browser and enter **192.168.1.1**, then go to **Firmware - GNSS Board Update**. And select the firmware file then click Confirm.



4. Wait around 5 min to finish the update.



CHC Navigation

Building C, 577 Songying Road, Qingpu, District,
201702 Shanghai, China

Tel: +86 21 542 60 273 | Fax: +86 21 649 50 963

Email: sales@chcnav.com | support@chcnav.com

Skype: chc_support

Website: www.chcnav.com

Shanghai Huace Navigation Technology Ltd.
Building C, 577 Songying Road, Qingpu, District,
201702 Shanghai, China

WWW.CHCNAVCOM
Tel: +86 21 54260273
Stock Code:300627