

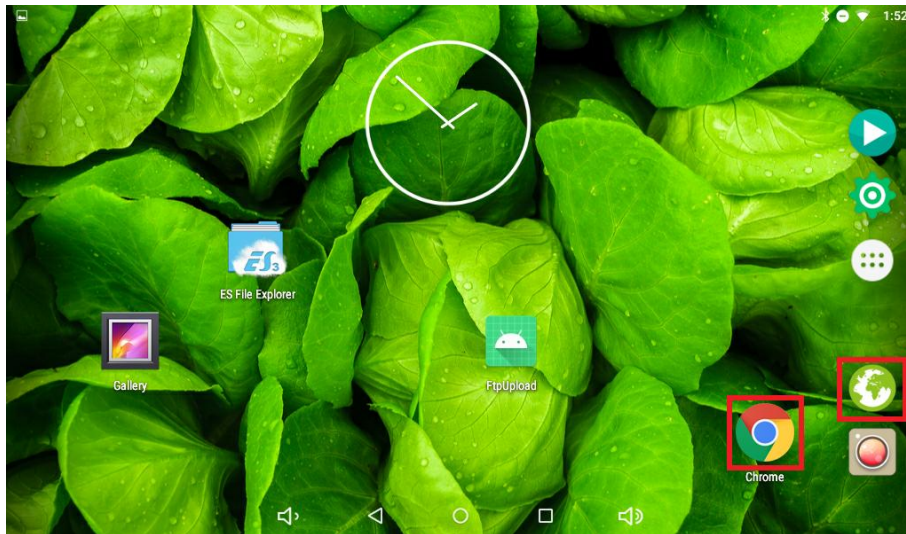
How to download the software or firmware via link

Introduction


CHCNAV releases new software and firmware every once in a while. Normally, these updates can be downloaded via the **Released software online upgrade** feature in the software or by copying the files onto a U-disk. However, if the software on the tablet is deleted or the U-disk is unavailable, it becomes necessary to download the software or firmware via a direct link.

Steps

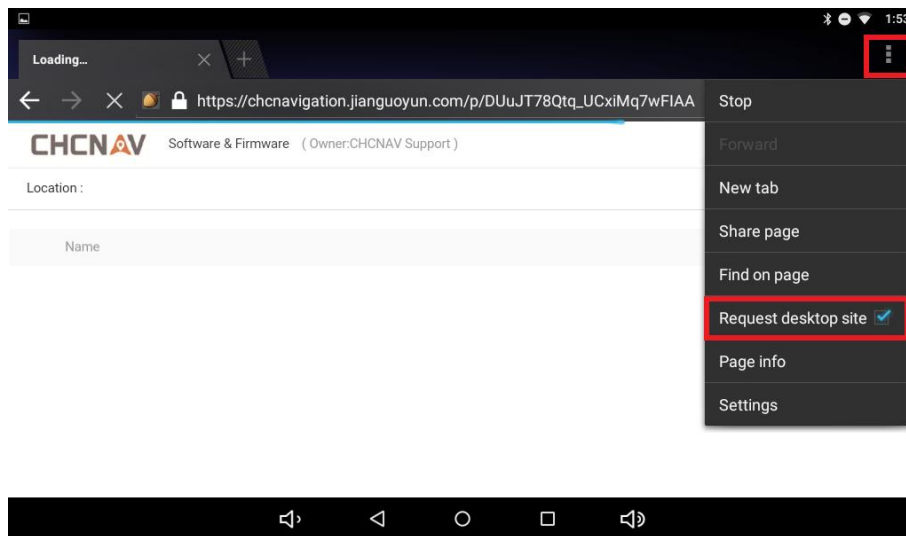
1. Open the Chrome browser on the main page.



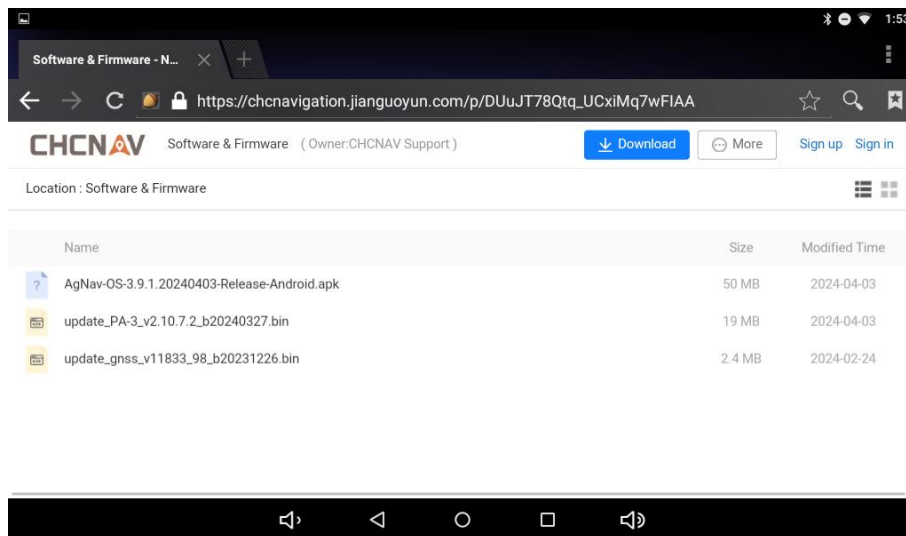
2. Enter the download link in the search box.



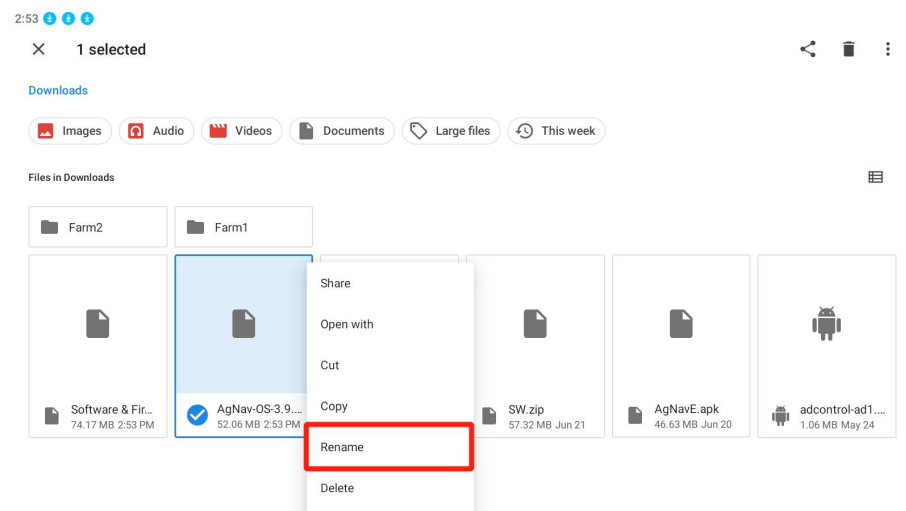
3. Click the three dots icon in the upper right corner and select the **Request desktop site**.



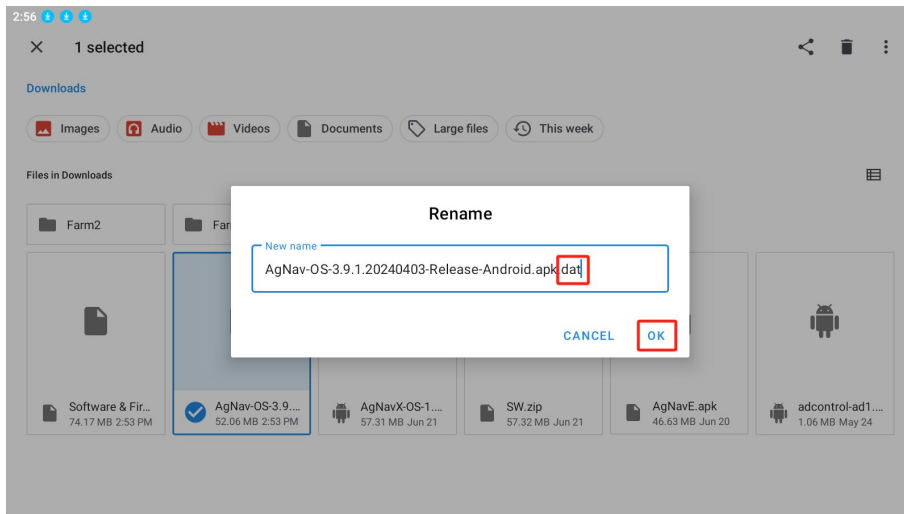
4. Now, it is accessible to download the software and firmware via the link.



5. After the download is complete, It is suggested to rename the file.



6. Please delete the [.dat], and then click the [OK].



7. Now, it is accessible to install the software on your device.

CHCNAV 华测
Precision Agriculture System

User Agreement

1. It is the responsibility of the owner of the equipment to ensure that all operators are properly trained before use and fully understand the system operation. Operators must be aware that failure to observe the follow all safety instructions below may result in personal injury or death and property damage:

- (1) While auto steering system is working, the driver must always be in keep staying at the cabin;
- (2) On any road, auto steering system must be disconnected through the main swtich to advoid sudden vehicle movement;
- (3) You must disconnect the auto steering system when the vehicle is stationary, or when the vehicle is close to people or animal, or when any other danger that may cause a safety hazard occurs;
- (4) When in auto steering mode, take all necessary precautions to ensure user safety. In some cases the driver needs to take manual driving, including but not limited to:
 - (a) In case of emergency;
 - (b) The vehicle is driving to the corner;
 - (c) Every time you finish running the auto steering system.

2. CHCNAV shall not be responsible for personal loss or property damage resulting from:

(1) Normal wear or tear on consumable parts; (2) Data loss or any other indirect damage resulting from the operation of the Product or Software under any specification other than, or in addition to, CHCNAV's standard specifications for its products. Some jurisdictions do not allow additional Disclaimer of Liabilities, so the above limitations may not apply to you. In no event shall our total compensation to you for all losses, damages and causes of action exceed the amount of any payments made by you to

Disagree
Agree

Note: The download link can be obtained from the official release note.



[2024] No.AGNX002 | Release Note

Date: April 03rd, 2024
Subject: AgNav-OS-3.9.1.20240403 & PA-3_v2.10.7.2_b20240327
Region: International

A. INTRODUCTION

This release note provides information on the improvements and modifications for the NX510 tablet software, AgNav-OS-3.9.1.20240403 and the PA-3 controller firmware, PA-3_v2.10.7.2_b20240327.

B. DOWNLOAD

- The release note can be downloaded at:
https://chcnavigation.jianguoyun.com/p/DX6r1LcQtq_UCxiJq7wFIAA
- The new software and firmware version can be downloaded at:
https://chcnavigation.jianguoyun.com/p/DUuJT78Qtq_UCxiMq7wFIAA
- The instructions with the related new features can be downloaded at:
https://chcnavigation.jianguoyun.com/p/DXMLAMkQtq_UCxiOq7wFIAA
- The NX510 latest user manual can be downloaded at:
https://chcnavigation.jianguoyun.com/p/DV3B86iQtq_UCxiuu7UFIAA

For any further information, please contact support@chcnav.com

CHC Navigation

Building C, 577 Songying Road, Qingpu, District,
201702 Shanghai, China

Tel: +86 21 542 60 273 | Fax: +86 21 649 50 963

Email: sales@chcnav.com | support@chcnav.com

Skype: chc_support

Website: www.chcnav.com